

N^o 3090



A.D. 1902

Date of Application, 7th Feb., 1902

Complete Specification Left, 30th Apr., 1902—Accepted, 25th June, 1902

PROVISIONAL SPECIFICATION.

Improvements in Shields for Protecting Corns, Bunions, or Vaccination Spots.

WILLIAM HUGH ALEXANDER of 57 New Bond Street, London, W. in the County of Middlesex. Chiropodist. do hereby declare the nature of this invention to be as follows :—

5 The invention relates to an appliance for the protection of corns, bunions, and vaccination spots, whereby by means of a perforated shield, in which is cut a centre hole, and radiating from this, a number of diagonal slits, ending in a small perforation, which shall whilst protecting the corn from any outside agency such as the pressure of the boot, prevent the formation of mounds around the corn or bunion, and at the same time accomodate itself to the movement of the foot whilst walking, and to
10 particularly describe it, as an easy walking corn or bunion shield.

I am aware that other inventions similarly entitled have been used, but these have simply been a protection of a round or square character with a hole in the centre for the insertion of the corn or bunion, but have made no provision for the movements of the muscles of the foot immediately below the corn or to prevent the formation of
15 a mound round the corn.

The object of my invention consists in the insertion of a number of diagonal slits radiating from the centre hole, and ending in a small perforation near the edge of the shield, thus giving to the perforated shield, an elasticity of motion, that shall at one and the same time give protection to the corn or bunion from outside pressure,
20 prevent the formation of a mound round the corn, and allow of the free movement and easy walking of the muscles of the foot.

In respect of the material of which the shields are made, I do not confine myself to the use of any specific material, but preferably any soft, pliable kind of leather, such as chamois skin or wash leather, of a thickness sufficient to prevent the tip
25 of the corn or bunion being injured by the pressure of the boot, may be used, and it will be attached to the skin of the foot, by an adhesive surface of a gummy nature, sufficient to cause it to adhere firmly to the foot, and hold it in position round the corn or bunion; whilst not destroying the pliability given to it by the radiating slits and perforations, which constitute the basis of my claim.

30 In size the circular bunion shields will be varied according to the position they are required to occupy on the foot, and will have a maximum diameter of two and a quarter inches and a minimum diameter of not less than half an inch, and the radiating slits will be correspondingly longer or shorter, according to the size of the shield.


35 The oblong corn shields will likewise be varied in size, and will have a maximum of two and a quarter inches long by one inch wide, whilst the minimum will be not less than one inch long by half inch wide, the slits in this case radiating from the centre hole to the four corners of the shield, being correspondingly longer or shorter according to the size of the shield.

40 Dated this 6th day of February 1902

Signed.

WILLIAM HUGH ALEXANDER
Of 57 New Bond Street London, W.

[Price 8d.]



Improvements in Shields for Protecting Corns, Bunions, or Vaccination Spots.

COMPLETE SPECIFICATION.

Improvements in Shields for Protecting Corns, Bunions, or Vaccination Spots.

I, WILLIAM HUGH ALEXANDER of 57 New bond Street, London W. in the County of Middlesex, Chiropodist, do hereby declare the nature of this invention and in what manner the same is to be performed, to be particularly described and ascertained in and by the following statement :

The invention relates to an appliance for the protection of corns, bunions, and vaccination spots, which whilst protecting the corn from any outside agency such as the pressure of the boot, will prevent the formation of mounds around the corn or bunion, and at the same time accommodate itself to the movement of the foot whilst walking, and which may be particularly described as an easy walking corn or bunion shield.

I am aware that other inventions similarly entitled have been used but these have simply been a shield of a round or square form with a hole in the centre for the insertion of the corn or bunion, but have made no provision for the movement of the muscles of the foot immediately below the corn or to prevent the formation of a mound round the corn.

My invention consists in the insertion into such shields of a number of slits radiating from the centre hole, and ending in small perforations near the edge of the shield, thus giving to the perforated shield an elasticity of motion that will at one and the same time give protection to the corn or bunion from outside pressure, prevent the formation of a mound round the corn, and allow of the free movement and easy walking of the muscles of the foot.

In the accompanying sheet of drawings, Figures 1 and 2 represent in top view and section a circular bunion shield, with 8 of the aforesaid slits *a* radiating from a centre hole *b* and ending in the same number of perforations *c*, Figure 3 representing a similar shield of smaller size with 6 slits, and Figure 4 an octagonal shield. Figure 5 represents an oblong corn shield, with 4 of the aforesaid slits radiating from the centre hole and ending in the same number of perforations. Figure 6 an oval shield with 8 slits.

In respect of the material of which the shields are made, I do not confine myself to the use of any specific material, but preferably any soft pliable kind of leather, such as chamois skin, or wash leather, of a thickness sufficient to prevent the top of the corn or bunion being injured by the pressure of the boot, may be used, and it will be attached to the skin of the foot, by an adhesive surface of a gummy nature, sufficient to cause it to adhere firmly to the foot, and hold it in position round the corn or bunion, whilst not destroying the pliability given to it by the radiating slits and perforations, which constitute the basis of my invention.

In size the circular bunion shields will be varied according to the position they are required to occupy on the foot, and will have a maximum diameter of about two and a quarter inches and a minimum diameter of not less than half an inch, and the radiating slits will be correspondingly longer or shorter according to the size of the shield.

The oblong corn shields will likewise be varied in size, and will have a maximum of about two and a quarter inches long by one inch wide, whilst the minimum will be not less than one inch long by half inch wide, the slits in this case radiating from the centre hole preferably to the four corners of the shield, being correspondingly longer or shorter according to the size of the shield.

Oval shields will have about the same proportions as oblong shields.

Improvements in Shields for Protecting Corns, Bunions, or Vaccination Spots.

Having now particularly described and ascertained the nature of my said invention and in what manner the same is to be performed, I declare that what I claim is :

1. The manufacture and use of a shield or protector for corns, bunions, and vaccination spots, made preferably of soft leather, and having an adhesive surface
5 for attachment to the skin, and formed with radiating slits, starting from a hole in the centre of the shield and ending in a series of perforations round the edge of the shield, substantially as and for the purpose hereinbefore described and as illustrated by the drawings.
2. In a shield or protector for corns, bunions and vaccination spots, made preferably
10 of soft leather and having an adhesive surface for attachment to the skin, the arrangement of radiating slits starting from a hole in the centre, and ending near the circumference of the shield in perforations, substantially as described and illustrated by the drawings.
3. The improved manufacture of circular, polygonal, oblong or oval shields or
15 protectors for corns, bunions and vaccination spots, substantially as hereinbefore described and illustrated by the drawings.

Dated this 29th day of April 1902.

R. J. URQUHART. A.M.I. Mech. E.
Manchester and Liverpool, Chartered Patent Agent.

Fig. 1

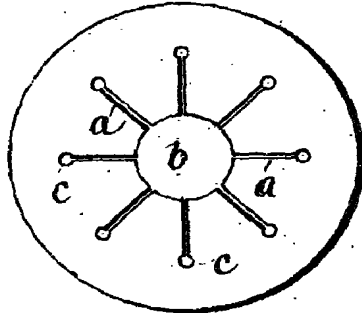


Fig. 2

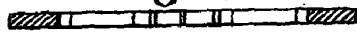


Fig. 3

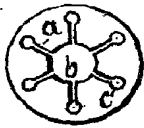


Fig. 4

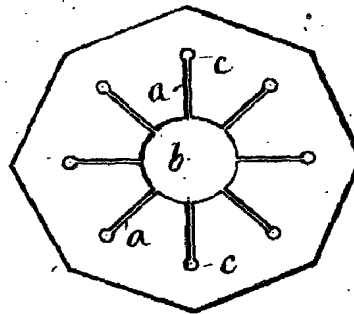


Fig. 5

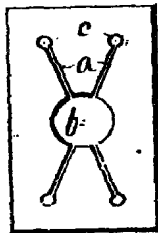
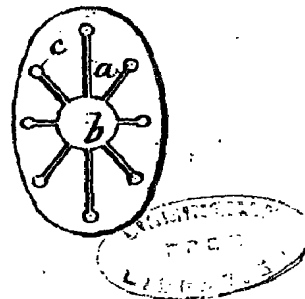


Fig. 6



[This Drawing is a reproduction of the Original on a reduced scale.]